



Supporting World Class Care
CLOSE TO HOME

gafa

Supporting World-Class Care Close to Home

Championing Cardiovascular Excellence in 2026

In 2025, few health care issues are more pressing than ensuring access to care for underserved populations. At Riverside Health, we’ve been providing care in the Smithfield area for many years through various means, but the lack of a dedicated health care facility has become a significant barrier. Our patients in this community deserve a more comprehensive setting to meet their medical needs.

Our vision is ambitious, but we cannot achieve it alone. This effort will require a strong philanthropic partnership with the communities we serve. That’s why Riverside Health is launching the **Close to Home Gala: A Celebration of Riverside Smithfield Hospital**, and we’re inviting our generous supporters to be part of something truly special. The success of this event will further our unwavering commitment to the health and well-being of our community.

Supporting World Class Care
CLOSE TO HOME

gala
2026


Date: Friday, January 30, 2026


Location: Smithfield Center, Smithfield, VA

Time: 5:30 p.m. Welcome | 6:15 p.m. Dinner and Program

Sponsorships available now - tickets go on sale November 1.

Contact Us:  riversidefoundation@rivhs.com

 [@riversidehealthfoundation](https://www.instagram.com/riversidehealthfoundation)

 757-234-8740

Dear Friends,

We hope you’ll consider joining us on Friday, January 30 for our first ever **Close to Home Gala: A Celebration of Riverside Smithfield Hospital**. For more than a century, Riverside has proudly and diligently served patients and families in Isle of Wight, Smithfield, Surry and surrounding counties. In fact, throughout our history, we have remained meticulous in adhering to our mission - to care for others as we would care for those we love – in all our many locations in the region.

It is the unrelenting legacy of commitment to those in our care that motivates us to keep a focused eye on the future... on a rapidly changing health care landscape... on adjustments and growth in our ever-evolving communities... and on ways we can continue to meet the needs of all the people in our service area.

Among the most pressing issues is access to care, particularly for those in our underserved, rural areas. We began implementing strategies to address this need, and transform care in Isle of Wight, Smithfield, Surry and Southampton. The heart of that response is a new patient-centered 200,000 square foot hospital in Smithfield that will represent a best-in-class, high quality, technology enabled system for rural health care.

Ultimately, the impact on care for everyone in this service area will be enormous. We are seeking philanthropic investment toward the total cost of \$250,000,000 to carry out this bold vision, and we are confident our many friends will come together with businesses, foundations, corporations and other sources to create a philanthropic partnership of significant proportion. In so doing, they will join with us in creating a new era of care for those we serve. Again, we hope you’ll consider joining us on Friday, January 30 for what is sure to be a grand kick-off celebration.

Sincerely,



Jessica Macalino, MSHA, FACHE

President
Riverside Smithfield Hospital



Kristen Beam Witt, M.S.

Chief Philanthropy Officer
Vice President
Riverside Foundation

World-Class Care Close to Home






Riverside Health is home to some of the nation’s most distinguished clinicians, advanced technologies and a range of services designed to meet the needs of every stage of life. With an unwavering commitment to addressing the inevitable medical challenges of the future, Riverside Health continues to innovate and lead in patient care.

Riverside Health provides over 2 million service each year, seamlessly delivering care through a comprehensive continuum of health care services and locations. The organization plays a vital role across generations, touching lives from birth to end of life.

Sponsorship Opportunities

Sponsorship Name	Exclusive Sponsorship (see more below)	Amount	Founder's Society Membership	1915 Club Membership for One Year	Tables and Tickets	Name/Logo Printed in Program + Placement on Website and Scrolling Sponsor Slides	Riverside Smithfield Hospital Donor Board Recognition
Presenting Sponsor	●	\$25,000	●	●	Three VIP eight-top (8) tables for 24 guests facility recognition	●	●
Toast to Smithfield & Isle of Wight County Sponsor	●	\$20,000	●	●	Two VIP eight-top (8) tables for 16 guests	●	●
Story Telling Sponsor	●	\$15,000	●	●	Two VIP eight-top (8) tables for 16 guests	●	●
Hospitality Sponsor	●	\$10,000	●	●	One VIP eight-top (8) tables for 8 guests	●	●
Blooms Sponsor	●	\$10,000	●	●	One VIP eight-top (8) tables for 8 guests	●	●
Remarkable Sponsor	○	\$5,000	○	●	One VIP eight-top (8) tables for 8 guests	●	●
1915 Patron	○	\$1,000	○	●	Two tickets	●	●
Community Care Champion	○	\$500	○	○		Name on digital slide during program	○
Friend of Riverside	○	\$250	○	○		Name on digital slide during program	○

A Closer Look at Sponsorship Features

Presenting Sponsor	Toast to Smithfield & Isle of Wight County Sponsor	Story Telling Sponsor	Hospitality Sponsor	Blooms Sponsor
				
Special recognition from stage during program + exclusive logo placement on wine bottles	Special recognition from stage during program + exclusive logo placement on screen during ballroom toast	Exclusive logo placement prior to videos playing	Exclusive logo placement on beverage napkins	Exclusive logo placement on florals

Riverside Foundation’s Giving Society Benefits

As a valued sponsor of our newest gala in Smithfield, Virginia, your generosity directly supports Riverside Health’s commitment to compassionate, community-based care—right here where we live and work.

The following information explains more about the Riverside Foundation's giving societies. Sponsorships that align with the giving societies will enjoy their perks in addition to the sponsorship recognition listed on page 03.



About the Founder’s Society

The Founder's Society recognizes Riverside Health's most dedicated supporters—those whose lifetime giving has reached \$10,000 or more. This distinguished group of donors embodies a deep, sustained commitment to advancing compassionate health care across our region.

Your sponsorship does more than support a memorable evening—it strengthens the health and well-being of our region for generations to come.



About the 1915 Club

Sponsors of \$1,000 or more are proudly welcomed into the 1915 Club for the year! This annual giving society is named in honor of the year Riverside's legacy of healing began.

By joining the 1915 Club, you become part of a tradition of philanthropic leadership that helps bring advanced care, vital programs and wellness initiatives to families across Smithfield, Isle of Wight and surrounding communities.



Riverside Foundation’s Giving Society Benefits



	1915 Club	Founder’s Society
Giving	\$1,000 or more annually	\$10,000 or more (lifetime giving)
Recognition	Digital recognition on the brand-new Riverside Smithfield Hospital Gratitude Center Name listing in our annual report (for the year of membership)	Printed recognition at Riverside Smithfield Hospital Gratitude Center Printed recognition at Riverside Health's corporate offices (lobby) Name listing in our annual report
Events	Invitation to Foundation events	Invitation to exclusive Foundation events
Special Events	Invitation to Riverside Smithfield Hospital grand opening	Invitation to Riverside Smithfield Hospital grand opening
Updates	Reports, communications and stories from across the health system	Reports, communications, and stories from across the health system

Riverside Smithfield Hospital Gala Funding Priority 2026

“Cardiac CT Close to Home and Assisting Patients Who Need Us Most”

Thanks to a major capital investment, Riverside Smithfield Hospital has acquired **one of the most advanced cardiac CT scanners** available today—technology capable of detecting heart disease in seconds with stunning clarity and precision. This top-tier system includes critical diagnostic and safety-enhancing add-ons, ensuring our clinical team has the very best tools to serve our community.

Now, we’re looking to complete the picture



What brings this powerful equipment to life—and directly benefits patients—are the technology packages that drive imaging interpretation, data management and care coordination. These include advanced software for AI-assisted diagnostics, data archiving systems, secure image sharing for multi-disciplinary teams and the technical infrastructure to fully integrate with electronic medical records.

While the equipment itself is in place, these supporting technologies require substantial funding to implement. That’s where your partnership can make all the difference.

By helping fund the tools that turn cutting-edge hardware into life-saving care, you’ll be:

- Accelerating diagnosis
- Reducing invasive procedures
- And helping more patients stay close to home for world-class care



In addition, your support will help meet the unique and often urgent needs of cardiac patients as they navigate their medical journey—covering essentials like transportation, medication and equipment, out-of-pocket expenses and follow-up care support. These services ensure that no patient is left behind due to financial or logistical barriers at a time when every heartbeat matters most.

In 2026 we’re raising funds to help support:

- A specialized technology package for our newly purchased SPECT-CT that will support cardiac capabilities
- Unique cardiac patient assistance needs of Smithfield and Isle of Wight residents

And that means fast, local assessments in areas such as:

- Chest pain
- Chest pain admissions
- Stress testing

The services provided at RSH will benefit patients entering the Riverside system by providing enhanced services locally to Isle of Wight.



Impact:

Expanded access to care **AND** Reduction of travel and transportation challenges



Immediate Intervention

When patients present with chest pain, this advanced cardiac CT scanner will serve as a primary diagnostic tool—enabling physicians to quickly determine whether a heart attack is occurring and whether immediate intervention is needed.

Stress Testing Projections

Year 1	Year 2	Year 3	Year 4	Year 5
136	187	239	290	341

Projected Goal

\$100,000

Enhanced Services

Cardiac CTA can quickly detect coronary artery disease, congenital heart defects or other structural issues. This technology helps providers rule in or rule out heart disease with high confidence, often avoiding the need for invasive diagnostic imaging like cardiac catheterization which will not be offered at RSH. In the ED, cardiac CTA speeds up the evaluation for chest pain, reducing time to diagnosis and unnecessary admissions. If it is determined that a patient needs a higher level of care based on the outcomes of their cardiac CTA, we can quickly transfer them to Riverside Regional Medical Center where we have a full range of cardiac capabilities including – cardiac catheterization and open-heart surgery.

Community Impact

Local availability of cardiac CTA helps patients get answers faster and closer to home without waiting weeks for a referral or an appointment at a distant facility. This can lead to earlier intervention and better outcomes.



When patients present with chest pain, this advanced cardiac CT scanner will serve as a primary diagnostic tool—enabling physicians to quickly determine whether a heart attack is occurring and whether immediate intervention is needed.

